

WE'VE GOT YOU COVERED

DELTA METALS

CUSTOM ROOF PANELS



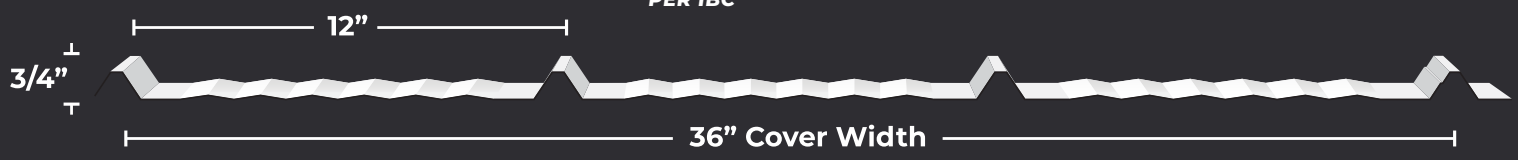

Legacy Panel

The Legacy Panel offers an appealing combination of style and affordability. The 12" on center rib gives the look and feel of standing seam roofing but at an efficient price. Legacy Panel is great for residential and light commercial projects, combining the protection of steel with an attractive look.

29 Gauge
26 Gauge

3/4" MAXIMUM RIB HEIGHT

RECOMMENDED 3:12 PITCH AND ABOVE PER IBC*



Manufactured with a Siphon Groove to minimize leaks and direct water down the panel.

Wide fastening surface for easy installation and defined panel ribs for clear screw placement.

Unique lap groove that hides the overlap providing a smooth, clean appearance.



29 GAUGE THICKNESS								
SPAN TYPE	LOAD TYPE	SUPPORT SPACING						
		2 Ft.	2.5 Ft.	3 Ft.	3.5 Ft.	4 Ft.	4.5 Ft.	5 Ft.
1-SPAN	NEGATIVE WIND LOAD	76.55	48.99	34.02	25.00	19.14	15.12	12.25
	LIVE LOAD/DEFLECTION - L/60	99.36	63.59	44.16	32.45	24.84	19.63	15.90
	LIVE LOAD/DEFLECTION - L/180	86.19	44.13	25.54	16.08	10.77	7.57	5.52
	LIVE LOAD/DEFLECTION - L/240	64.64	33.10	19.15	12.06	8.08	5.67	4.14
2-SPAN	NEGATIVE WIND LOAD	93.95	61.31	43.04	31.84	24.48	19.40	15.75
	LIVE LOAD/DEFLECTION - L/60	73.99	47.92	33.50	24.71	18.97	15.02	12.18
	LIVE LOAD/DEFLECTION - L/180	73.99	47.92	33.50	24.71	18.97	15.02	12.18
	LIVE LOAD/DEFLECTION - L/240	73.99	47.92	33.50	24.71	18.97	14.32	10.44
3-SPAN	NEGATIVE WIND LOAD	114.79	75.48	53.16	39.06	29.90	23.63	19.14
	LIVE LOAD/DEFLECTION - L/60	86.59	59.35	41.60	30.74	23.62	18.71	15.19
	LIVE LOAD/DEFLECTION - L/180	86.59	59.35	41.60	30.74	21.00	14.75	10.75
	LIVE LOAD/DEFLECTION - L/240	86.59	59.35	41.60	23.51	15.75	11.06	8.07
4-SPAN	NEGATIVE WIND LOAD	107.99	70.82	49.86	36.95	28.44	22.56	18.33
	LIVE LOAD/DEFLECTION - L/60	83.35	55.57	38.92	28.74	22.08	17.49	14.19
	LIVE LOAD/DEFLECTION - L/180	83.35	55.57	38.92	28.74	22.08	15.73	11.47
	LIVE LOAD/DEFLECTION - L/240	83.35	55.57	38.92	25.07	16.80	11.80	8.60

26 GAUGE THICKNESS								
SPAN TYPE	LOAD TYPE	SUPPORT SPACING						
		2 Ft.	2.5 Ft.	3 Ft.	3.5 Ft.	4 Ft.	4.5 Ft.	5 Ft.
1-SPAN	NEGATIVE WIND LOAD	110.60	70.79	34.02	36.12	27.65	21.85	17.70
	LIVE LOAD/DEFLECTION - L/60	142.30	91.07	44.16	46.46	35.57	28.11	22.77
	LIVE LOAD/DEFLECTION - L/180	120.15	61.52	25.54	22.42	15.02	10.55	7.69
	LIVE LOAD/DEFLECTION - L/240	90.11	46.14	19.15	16.81	11.26	7.91	5.77
2-SPAN	NEGATIVE WIND LOAD	133.88	87.51	43.04	45.51	35.01	27.76	22.54
	LIVE LOAD/DEFLECTION - L/60	106.51	69.08	33.50	35.66	27.38	21.68	17.59
	LIVE LOAD/DEFLECTION - L/180	106.51	69.08	33.50	35.66	27.38	21.68	17.59
	LIVE LOAD/DEFLECTION - L/240	106.51	69.08	33.50	35.66	27.38	19.84	14.46
3-SPAN	NEGATIVE WIND LOAD	163.28	107.59	53.16	56.39	43.20	34.14	27.65
	LIVE LOAD/DEFLECTION - L/60	131.06	85.45	41.60	44.34	34.09	27.01	21.92
	LIVE LOAD/DEFLECTION - L/180	131.06	85.45	41.60	43.78	29.33	20.60	15.02
	LIVE LOAD/DEFLECTION - L/240	131.06	85.45	41.60	32.83	22.00	15.45	11.26
4-SPAN	NEGATIVE WIND LOAD	153.71	101.00	49.86	52.79	40.67	32.27	26.22
	LIVE LOAD/DEFLECTION - L/60	123.00	80.05	38.92	41.46	31.86	25.24	20.48
	LIVE LOAD/DEFLECTION - L/180	123.00	80.05	38.92	41.46	31.20	21.91	15.98
	LIVE LOAD/DEFLECTION - L/240	123.00	80.05	38.92	34.93	23.40	16.44	11.98



MINIMUM SPECIFICATION

Available Gauges: **29 & 26**

Steel Thickness: **0.0142"**

Paint System: **SHERWIN-WILLIAMS**
Coil Coatings **SMP** WeatherXL™

Warranty:

40 Year Lifetime Limited Paint Adhesion

30 Year Chalk and Fade

Rust Protection Substrate:
Galvalume AZ50

Testing: 

- UL 580 Uplift (Class 90)
- UL 2218 Class 4 Impact Resistance
- UL 790 Class A Fire Rating

Delta Metals is neither partially or solely responsible for improper installation or defects as a result of installation

Application Details

Fastener Guide:

#10 WoodBinder screws are designed for use with dimensional lumber

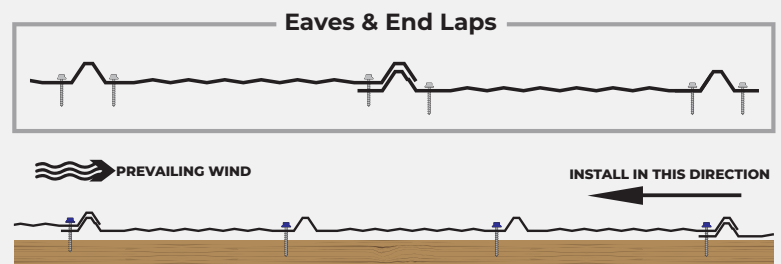
#12 type 17 Wafer screws are designed for use with plywood sheeting, OSB, (7/16" minimum thickness)

#12 MTM Self Drilling Screws are designed to be used with structural steel up to 3/16" in thickness

Fastener Application:

Screws are to be applied next to every rib and then up the panel, no more than 3'. *2-1/2" slope or below, Mastic Tape must be applied between the panel side laps with Stitch Screws installed every 1' up the panel. At the eave or end laps a double screw pattern should be used with screws applied to both sides of the rib.

Screw Patterns:



Please Note: It is the responsibility of the builder to ensure that purlins are adequately spaced to meet specific engineering requirements.

1796 Hwy 50 Delta, CO 81416 (970) 874-7070



SHERWIN-WILLIAMS
Coil Coatings